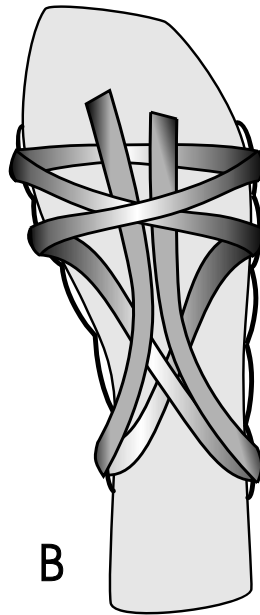
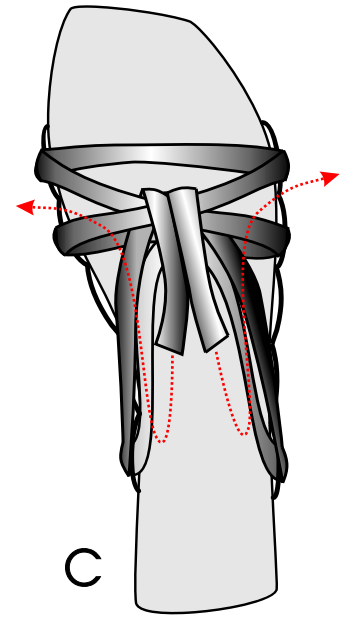


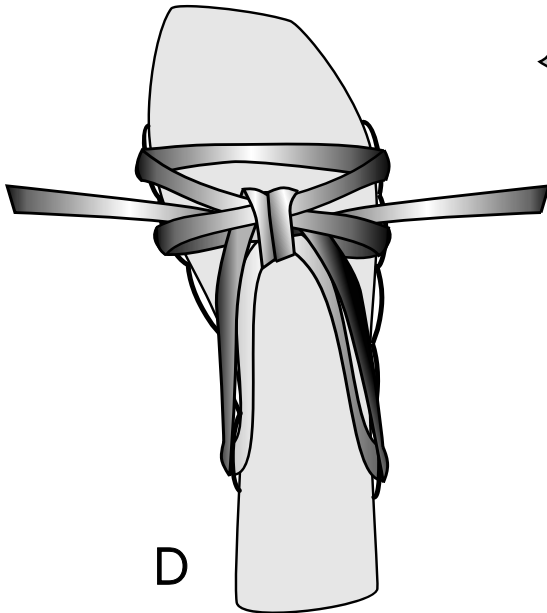
A



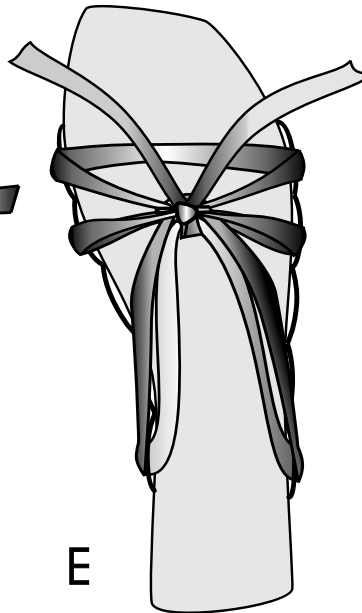
B



C



D



E



F

annie's favorite slide:

[illustration A] lace the first two sets of loops, then the fifth set, as shown

[B] lace the ends of the ribbon under the part that crosses near the toes

[C] bring the ends of the ribbons over the top, while gathering all the ribbons that cross

[D] lace the ends of the ribbons under and out the 'sides' as shown

[E] tie in a knot, after adjusting the fit with the shoe on your foot

[F] tie in a bow; tuck ends; trim ends - whatever you'd like!